



# VYONN LIFTS

WHERE EVERY RISE IS A SMOOTH EXPERIENCE



**Founded over two decades of hands-on experience, Vyonn was born with a single vision: to redefine elevator solutions in India by eliminating middlemen and bringing premium quality, engineered elevators directly to your doorstep.**

ELEVATING TRUST.

# Engineering Precision.



Eco-friendly/Green Vertical design (ROHS cart and energy certificate rating). It doesn't require lubrication oil



Protection against power fluctuation



PU Buffers  
Time based elevator car parking on particular floor



Infrared light curtains  
Fire rated landing doors



Elegant LED Lights and car fan with automatic sleep



Emergency Rescue Button in Lift Car



HOME ELEVATORS


INDUSTRIAL- GOODS LIFT

WHAT WE OFFER

# PRODUCTS

STRUCTURE ELEVATORS

COMMERCIAL ELEVATORS



# WHY VYONN LIFTS?

## Our Founding Vision



Vyonn was created to address a key gap in the Indian elevator market by delivering premium, engineered elevators directly to customers. Our approach removes unnecessary intermediaries, ensuring quality and transparency.

## A Service-First Philosophy




We prioritize a service-first mindset, committed to providing reliable support and maintenance throughout your elevator's lifecycle. Our goal is to ensure smooth, safe, and dependable operation at all times.

## Our Commitment to Satisfaction



With over 20 years of industry experience, we focus on engineering precision and customer satisfaction. At Vyonn, our promise is to deliver not just elevators, but trust and peace of mind for our clients.

# VYONN DRIVES



## V-Line Series (MR- Rope Drive)

- Tech: Traditional traction with ropes and counterweights.
- Use Cases: Mid to high-rise residential, commercial.



## VN Series (MRL- Rope Drive)

- Tech: Traditional traction with ropes and counterweights.
- Use Cases: Mid to high-rise residential, commercial.



## HydroCore Series (Hydraulic Drive)

- Tech: Piston-based vertical motion without ropes or belts.
- Use Cases: Villas, showrooms, low-rise commercial, and buildings with no pit/headroom.

# UNDERSTANDING MECHANICS OF VYONN MRL?



High-performance small sized PMSM traction machine

New control system

Energy regeneration system  
OPTIONAL

Roller guide

High-performance door motor

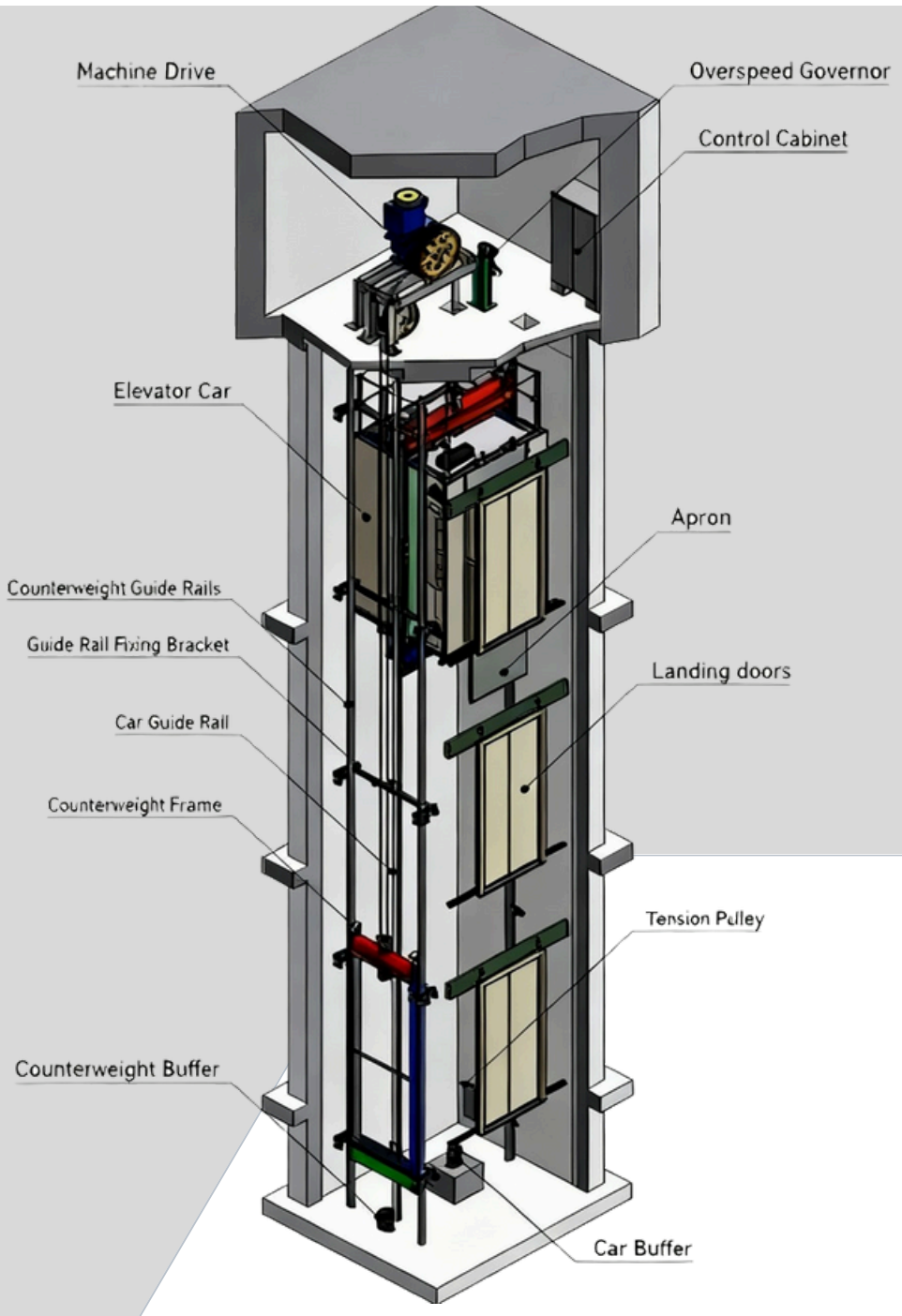
LED lighting  
OPTIONAL

New lightweight car



LCD Indicator  
OPTIONAL

# UNDERSTANDING MECHANICS OF VYONNMR?



UNDERSTANDING THE DIFFERENCE

# MR VS MRL Elevators

Feature	MR (Machine Room)	MRL (Machine Room-Less)
Space Requirement	Requires dedicated machine room	No machine room needed
Installation Cost	Higher (additional room construction)	Lower (space-saving design)
Energy Efficiency	Standard efficiency	Highly energy efficient
Maintenance Access	Separate machine room	Compact in-hoistway access
Building Suitability	All building types	Ideal for modern/space-constrained buildings
Speed Range	0.5 to 2.5 m/s	0.7 to 2.5 m/s
Environmental Impact	Standard	Eco-friendly

## WHICH ONE IS RIGHT FOR YOU?

### Choose MR if:

- You have space for a machine room
- Working on traditional building designs
- Require easier machine access for maintenance teams

### Choose MRL if:

- Maximizing usable building space is a priority
- Looking for energy savings and eco-friendly options
- Working on modern, high-rise, or compact projects

VYONN STRUCTURE LIFT

# DDA/Group Housing



## COMPLETE TURNKEY SOLUTION

- Architectural & structural consultancy
- Award-winning installations
- Lift handover in 30 days
- Hassle-free documentation

## SMART & SAFE TECHNOLOGY

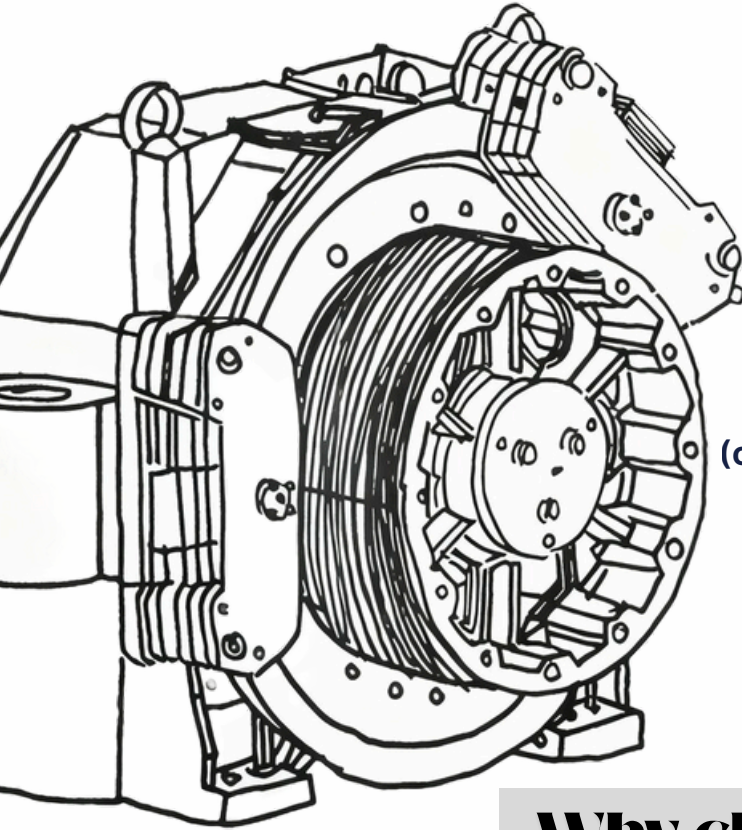
- Energy-efficient machines
- App-based control
- Video intercom, CCTV & RFID access
- US safety standards compliant

## CUSTOMIZED FOR YOU

- Space-saving designs
- Customized car interiors
- Cost-effective solutions

ELEVATOR MACHINE

# GEARLESS TYPE



**Capacity:**  
Supports 6 to 26  
Passengers


**Travel Speed:**  
0.7 m/s to 2.5 m/s  
(customizable to your  
building's needs)

## Why choose our gearless type?

- Ultra-Smooth Ride
- Energy Efficient
- Space-Saving Design
- Low Maintenance
- Premium Reliability

ELEVATOR MACHINE

# GEARED TYPE



**Capacity:**  
Supports 6 to 26  
Passengers

Up to 5 Tons in case of  
Goods elevators


**Travel Speed:**  
0.5 to 1.5 m/s

## Why choose our geared type?

- Robust Technology
- Antilock Feature
- Economical Feature
- Economical Option
- High Capacity
- Suitable for Goods Elevators

ELEVATOR MACHINE

# HYDRAULIC



**Capacity:**  
**4 Passengers to 26 Passengers**

**Up to 5 Tons in case of Goods  
elevators**

**Travel Speed:**  
**0.5 to 0.5 m/s**

## **Why choose our hydraulic type?**

- **No Overhead**
- **Flexible Integration**
- **Minimal Pit Requirement**
- **Suitable for Passenger and Goods Elevators**
- **Smooth Low-Speed Operation**

# GOODS ELEVATOR (COLLAPSIBLE DOOR)

LOAD (Kg)	CAR INSIDE A	CAR INSIDE B	HOIST WAY SIZE W	HOIST WAY SIZE D	Cabin Area (Sq. meter)	ENTRANCE E
500	1100	1200	1850	1550	1.32	1100
1000	1400	1300	2000	1950	2.52	1400
1500	1700	2000	2200	2350	3.4	1700
2000	1700	2500	2600	2850	4.25	2000
2500	2000	2500	2800	3050	5	2000
3000	2000	2500	3000	3150	5.4	2000
4000	2500	3000	3400	3350	7.6	2500

# AUTO TELESCOPIC / CENTER OPENING

LOAD (Kg)	CAR INSIDE A	CAR INSIDE B	HOIST WAY SIZE W	HOIST WAY SIZE D	Cabin Area (Sq. meter)	ENTRANCE E
500	1100	1200	1850	1800	1.32	800 (min)
1000	1400	1300	2000	2200	2.52	1000 (min)
1500	1700	2000	2200	2600	3.4	1000 (min)
2000	1700	2500	2300	2800	4.25	1200 (min)

# PASSENGER LIFT (MR AND MRL) -CENTER OPENING

Person	Kg	CAR INSIDE A	CAR INSIDE B	HOIST WAY SIZE W	HOIST WAY SIZE D	ENTRANCE E
4	272	1100	700	1500	1500	700
6	408	1100	900	1600	1600	700
8	544	1300	1100	2000	1550	800
10	680	1300	1350	2000	1800	800
13	884	2000	1350	2700	1600	800
16	1088	2000	1500	2700	2000	1000
20	1360	2000	1500	2700	2000	1000

# PASSENGER LIFT (AUTO TELESCOPIC)

Person	Kg	CAR INSIDE A	CAR INSIDE B	HOIST WAY SIZE W	HOIST WAY SIZE D	ENTRANCE E
6	408	1100	1000	1750	1500	800
8	544	1100	1200	2000	1550	800
10	680	1300	1350	2000	1950	800
13	884	2000	1350	2700	1600	800
16	1088	2000	1500	2700	2000	1000
20	1360	2000	1500	2700	2100	1000

# PREMIUM CABIN



**PERSONAL OR  
CUSTOM DESIGNS  
AVAILABLE.....**

# CONTACT US

## HEAD OFFICE:

B-381, near Police Chowki, Sector C-8, Trans Delhi  
Signature City, Ghaziabad, Uttar Pradesh 201103

## WAREHOUSE:

B- block, Hari Nagar, New Delhi- 110064



**+91-9899899102**

**+91-9319788203**

**+91-8377848110**

# VYONN LIFTS

WHERE EVERY RISE IS A SMOOTH EXPERIENCE

